

## 3.0A Single-Phase GLass Passivated Bridge Rectifiers

Recifier Reverse Voltage 50V to 1000V

### GBP

#### Features

- Glass passivated junction
- The plastic material used carries Underwriters Laboratory flammability recognition 94V-0
- Suge overload ratings to 80 amperes peak
- Ideal for printed circuit board application
- High temperature soldering guaranteed 265°C/10

#### Mechanical Data

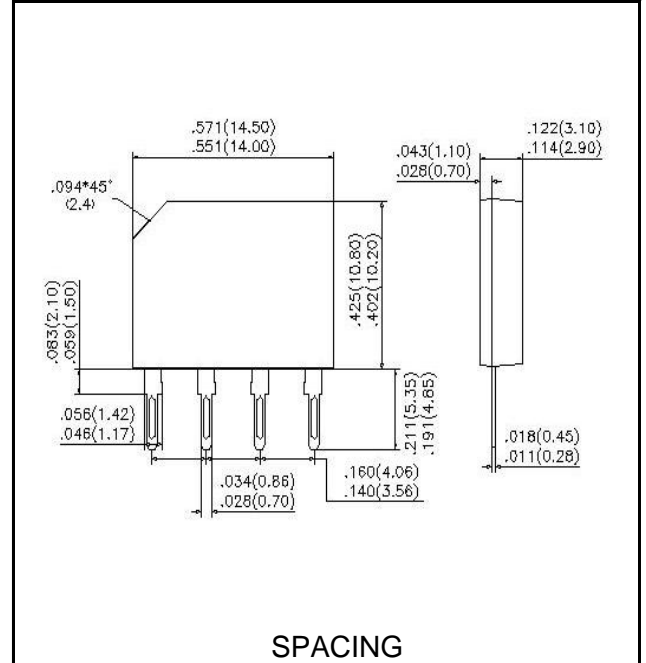
Case:Molded plastic

Terminals:Platde leads solderable per MIL-STD-750, Method 2026

Polarity:Polarity symbols molded or Marked on body

Mounting Position:Any

Weight:0.05ounce,1.42 grams(approx)



#### Maximum Ratings & Thermal Characteristics

Rating at 25°C ambient temperature unless otherwise specified,Resistive or inductive load,60HZ.

For Capacitive load derate current by 20%

Parameter	Symbol	GBP 3005	GBP 301	GBP 302	GBP 304	GBP 306	GBP 308	GBP 310	unit
Maximum repetitive peak reverse voltage	VRRM	50	100	200	400	600	800	1000	V
Maximum RMS bridge input voltage	VRMS	35	70	140	280	420	560	700	V
Maximum DC blocking voltage	VDC	50	100	200	400	600	800	1000	V
Maximum average forward rectified output current at TA=40°C	IF(AV)	3.0							A
Peak forward surge current single sine-wave superimposed on rated load (JEDEC Method)	IFSM	80							A
Operating temperature range	TJ,	-55to+150							°C
Storage temperature range	TSTG	-55to+150							°C

#### Electrical Characteristics

Rating at 25°C ambient temperature unless otherwise specified,Resistive or inductive load,60HZ.

For Capacitive load derate current by 20%

Parameter	Symbol	GBP 3005	GBP 301	GBP 302	GBP 304	GBP 306	GBP 308	GBP 310	unit
Maximum instantaneous forward voltage drop per leg at 3.0A	VF	1.1							V
Maximum DC reverse current at ratde TA=25°C	IR	5							UA
DC blocking voltage per element TA=125°C		500							

## Rating and Characteristic Curves (TA=25°C Unless otherwise noted)

FIG.1-DERATING CURVE FOR OUTPUT RECTIFIED CURRENT

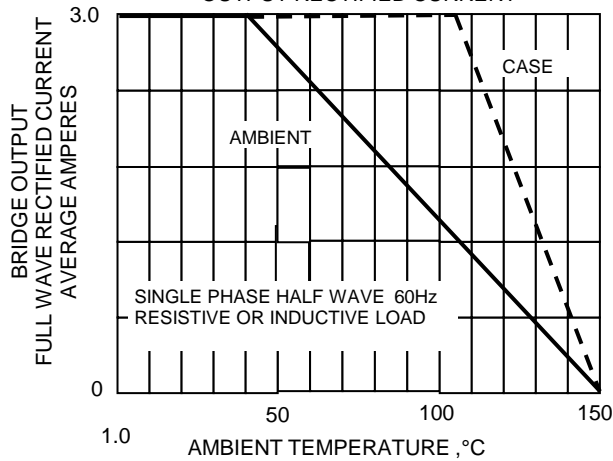


FIG.2-MAXIMUM NON-REPETITIVE SURGE CURRENT

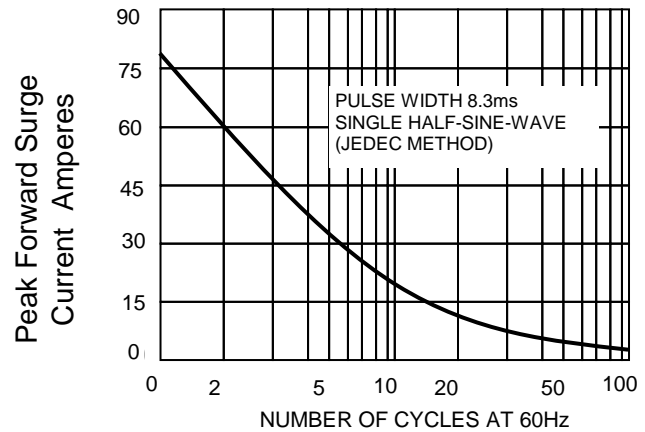


FIG.3-TYPICAL JUNCTION

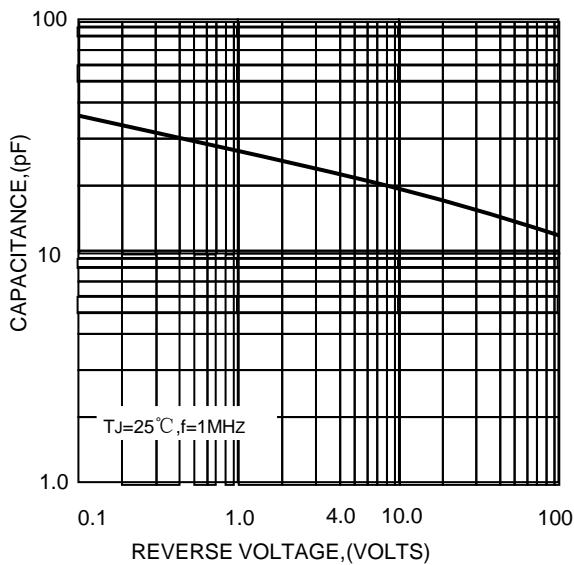


FIG.4-TYPICAL FORWARD CHARACTERISTICS

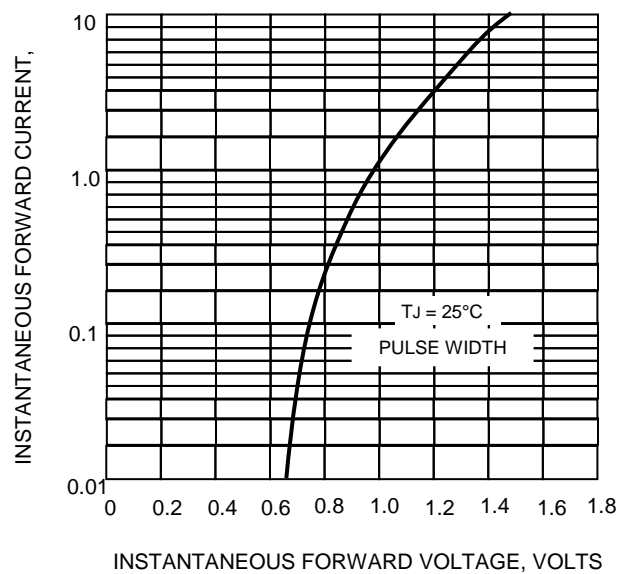


FIG.5-TYPICAL REVERSE CHARACTERISTICS

